

Sharnbrook Primary

Makaton Signing programme

Year 1



Sharnbrook Primary

Makaton Signing programme

At Sharnbrook Primary will be introducing a sign of the week through Makaton. This is a great initiative as using signs while talking can slow down our pace of talking and provides additional visual clues about the meaning of words. Children with language or learning difficulties benefit from the use of key signs to support their understanding, and the use of visuals can also be beneficial for other children, such as those with EAL. By teaching signs to the whole class, Signs of the Week promotes inclusion, teaches a new skill and can facilitate friendship between children.

Top tips:

- Only sign the key words when you talk, not every single word (e.g. “Would you like to go on the **swings** or the **slide**?”)
- Remember to SAY the words at the same time!
- Keep your pace of talking slow and use lots of facial expression.
- Have fun using signs! Don't worry too much about whether you know the 'right' sign- just use gestures that make sense to you, and use them consistently.


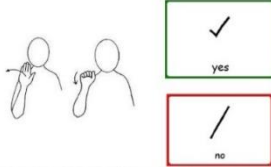
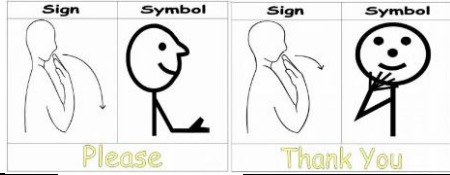

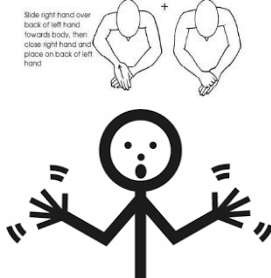
The two new signs each week will be introduced in Friday's assembly by Mrs Rushton. We will also be learning one song using Makaton a term. Feel free to learn only the chorus, or if you want more of a challenge you could try the verses as well! Video links are included to help you teach the children.


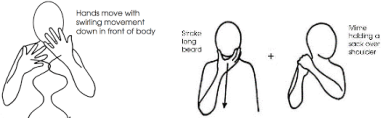
Things you can do with the children...

- Have quizzes – see if the children can remember the sign for something
- Use signs in songs
- Be consistent – try to incorporate signs into the daily routine
- Demonstrate the children's learning of signs in whole school assemblies: the class could sing and sign, or act out a book using speech and signs
- Taking photos of the children using the signs to display alongside the main visual
- Tips for using sign

Weekly signs and symbols


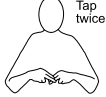


















Autumn term 2 - 2020


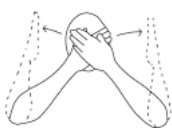









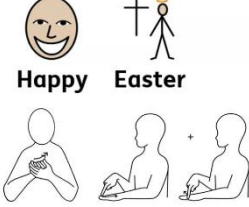
Week	Sign	Video/s	Symbol	Half term song to learn
Week 1 3/11/20	Hello/ Goodbye	Hello https://www.youtube.com/watch?v=H98TVU0GE20 Goodbye https://www.youtube.com/watch?v=IPSvCpDpWxM	 The symbols for 'Hello' and 'Goodbye' are shown. 'Hello' is represented by a stick figure with one hand raised. 'Goodbye' is represented by a stick figure with both hands raised and palms facing each other.	<p>The wheels on the bus https://www.youtube.com/watch?v=OpeZ5AN5vs8</p> <p>We wish you a merry Christmas https://youtu.be/a-PBixyD_GU</p>
Week 2 9/11/20	Yes/No	Yes and no https://youtu.be/8u6cDkylXU8	 The symbols for 'Yes' and 'No' are shown. 'Yes' is represented by a stick figure with one hand raised and palm facing forward. 'No' is represented by a stick figure with one hand raised and palm facing backward. To the right are two boxes: a green box with a checkmark and the word 'yes', and a red box with a diagonal line and the word 'no'.	
Week 3 16/11/20	Please/Thank you	Please and thank you https://www.youtube.com/watch?v=cjZVMj3B7XE	 The symbols for 'Please' and 'Thank You' are shown. 'Please' is represented by a stick figure with one hand raised and palm facing forward. 'Thank You' is represented by a stick figure with one hand raised and palm facing forward. To the right are two boxes: a green box with a checkmark and the word 'yes', and a red box with a diagonal line and the word 'no'.	
Week 4 23/11/20	To work/To play	To work https://www.youtube.com/watch?v=nbF9Jj1Kqdo To play https://www.youtube.com/watch?v=daIN6rT2b38	 The symbols for 'Work' and 'Play' are shown. 'Work' is represented by a stick figure with both hands raised and palms facing each other. 'Play' is represented by a stick figure with both hands raised and palms facing forward.	
Week 5 30/11/20	Christmas/celebrate	Merry Christmas https://www.youtube.com/watch?v=pbbtBxysJ4c Celebrate https://www.youtube.com/watch?v=vFrJMsWEEaI	 The symbol for 'Celebrate' is shown. It is represented by a stick figure with both hands raised and palms facing forward. Above the figure is a diagram showing the hand movement: 'Slide right hand over back of left hand towards body, then close right hand and place on back of left hand'.	

<p>Week 6 7/12/20</p>	<p>Christmas tree/ present</p>	<p>Christmas tree https://www.youtube.com/watch?v=zzdRHvwhOj0 Present https://www.youtube.com/watch?v=calmNt6yj1E</p>	 <p>Mime wrapping parcel and tying string</p>	
<p>Week 7 14/12/20</p>	<p>Snow/Santa</p>	<p>Snow https://www.youtube.com/watch?v=xjcsdHqwFZI Santa https://www.youtube.com/watch?v=A2FKuDZgM-U</p>	 <p>Hands move with twirling movement down in front of body</p> <p>Snow</p> <p>Form long beard</p> <p>Mime holding a reindeer</p>	

Weekly signs and symbols






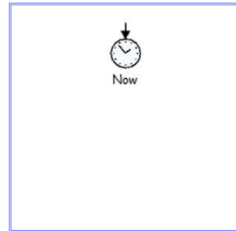
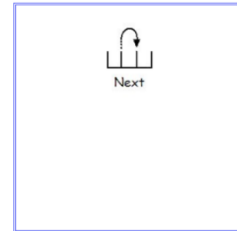



Spring Term - 2021

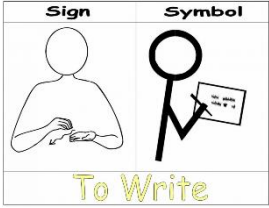

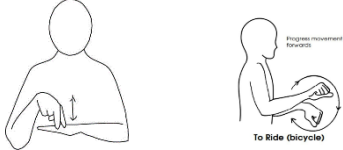
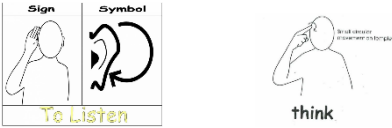

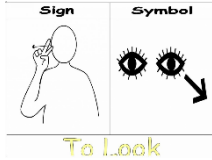
Week	Sign	Video/s	Symbol	Termly song to learn
Week 1 5/1/21	Mummy/ daddy	Mummy https://www.youtube.com/watch?v=-OOzxDWYow8 Daddy https://www.youtube.com/watch?v=6s4TN_60nVQ	   	Baa Baa black sheep https://www.youtube.com/watch?v=2VGsBK94l2U or A Thousand Years https://www.youtube.com/watch?v=fxn2ZrEs3WQ
Week 2 11/1/21	Home/school	Home https://www.youtube.com/watch?v=awRsp6kgNac School https://www.youtube.com/watch?v=VOFomaKLmiU	   	
Week 3 18/1/21	Children/ teacher	Children https://youtu.be/cunLAHZARJs Teacher https://www.youtube.com/watch?v=A8clfQvvlqU	   	
Week 4 25/1/21	Friend/family	Friend https://www.youtube.com/watch?v=kgFfD6MdPUE Family https://www.youtube.com/watch?v=Jjn1PgYdqWM	   	
Week 5 1/2/21	Brother/ sister	Brother and sister https://www.youtube.com/watch?v=3gr6XQRML6o	   	

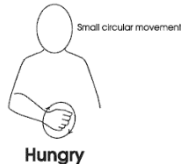

<p>Week 6 8/2/21 (16th Feb)</p>	<p>Shrove Tuesday/ Pancake day</p>	<p>Pancake day https://www.youtube.com/watch?v=bdaT31UOKKA</p>	<p>Mime tossing pancake</p>  <p>Pancake</p>  <p>Day</p>	
<p>Week 7 22/2/21</p>	<p>To eat/ To drink</p>	<p>To eat https://www.youtube.com/watch?v=kLFwK1-einI To drink https://www.youtube.com/watch?v=JIVIS1IATmk</p>	<p>Tap twice</p>  <p>to eat</p>   <p>to drink</p> 	
<p>Week 8 1/3/21</p>	<p>Hot/cold</p>	<p>Hot https://www.youtube.com/watch?v=yj56-vMxerg Cold https://www.youtube.com/watch?v=h2U05oXjFyY</p>	<p>For hot food make sign from mouth</p>  <p>hot (feeling hot)</p> <p>For cold food make sign closer to mouth</p>  <p>cold (feeling cold)</p>	
<p>Week 9 8/3/21 (14th March)</p>	<p>Happy Mother's Day</p>	<p>Happy Mother's Day https://www.youtube.com/watch?v=VvbxRTb2T4w</p>		
<p>Week 10 15/3/21</p>	<p>Kind /Help</p>	<p>Kind https://www.youtube.com/watch?v=MTU_60rCHBw Help https://www.youtube.com/watch?v=OgWqlqmi5bU</p>	  <p>Help</p>	
<p>Week 11 22/3/21</p>	<p>Happy Easter</p>	<p>Happy Easter https://www.youtube.com/watch?v=lulEIC4Z-gs</p>	<p>Happy Easter</p> 	

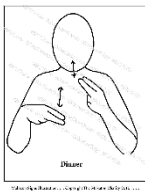
Weekly signs and symbols

Summer Term - 2020

Week	Sign	Video/s	Symbol	Termly song to learn
Week 1 13/4/21	Toilet/ outside	Toilet https://www.youtube.com/watch?v=krPuhBKQCxU Outside https://www.youtube.com/watch?v=3OrrJzuGoQE	  outside outside	
Week 2 19/4/21	To walk/ To run	To walk https://www.youtube.com/watch?v=-8Goitw8avw To run https://www.youtube.com/watch?v=TEveXmrNiow	  	Down there under the sea https://www.youtube.com/watch?v=KI9nYYgbAwQ&list=PLjT4XhijakZiqAV_QjFd-8nV5CuO5Rpnz&index=26 Or
Week 3 26/4/21	Now/ Next	Now https://www.youtube.com/watch?v=g62TFE517Uo Next https://www.youtube.com/watch?v=mN2qJhiuXaw	 Now  Next	You are my sunshine https://www.youtube.com/watch?v=F3Wk05CclFO
Week 4 4/5/21	To sit/ To stand	To sit https://youtu.be/KesoYl-6jME To stand https://www.youtube.com/watch?v=jlwYmr87N68	  To Sit 	

<p>Week 5 10/5/20</p>	<p>To read/ To write</p>	<p>To read https://www.youtube.com/watch?v=pG5iijoxYU To write https://www.youtube.com/watch?v=iMiqZwKRFXY</p>	 <p>The image shows two panels. The left panel is labeled 'Sign' and shows a stick figure with hands positioned to write. The right panel is labeled 'Symbol' and shows a stick figure holding a sign that says 'TO WRITE'. Below the panels, the text 'To Write' is written in yellow.</p>	
<p>Week 6 17/5/21</p>	<p>To sing/ To dance</p>	<p>To sing https://www.youtube.com/watch?v=n0x0IMw_JrA To dance https://www.youtube.com/watch?v=O3TxcNKOhcA</p>	 <p>The image shows two panels. The left panel is labeled 'Sign of the Week' and shows a stick figure with one hand near the mouth, with the word 'sing' written below. The right panel is labeled 'Symbol' and shows a stick figure with arms raised in a dance-like pose, with the word 'sing' written below.</p>	
<p>Week 7 24/5/21</p>	<p>To jump/ To ride a bike</p>	<p>To jump https://www.youtube.com/watch?v=22mDEzG55cs To ride (a bike) https://www.youtube.com/watch?v=WkriNDNQ-8w</p>	 <p>The image shows two panels. The left panel is labeled 'Sign' and shows a stick figure with hands positioned to ride a bicycle. The right panel is labeled 'Symbol' and shows a stick figure riding a bicycle, with the text 'To Ride (bicycle)' written below.</p>	
<p>Week 8 7/6/21</p>	<p>To listen/ To think</p>	<p>To listen https://www.youtube.com/watch?v=SZvxeZlc7oM To think https://www.youtube.com/watch?v=bhuj8iCSLj4</p>	 <p>The image shows two panels. The left panel is labeled 'Sign' and shows a stick figure with one hand near the ear, with the text 'To Listen' written below. The right panel is labeled 'Symbol' and shows a stick figure with one hand near the ear, with the text 'think' written below.</p>	
<p>Week 9 14/6/21 (20th June)</p>	<p>Happy Father's Day</p>	<p>Happy Father's Day https://www.youtube.com/watch?v=8pxnmSyQbol</p>	 <p>The image shows two panels. The left panel is labeled 'Sign' and shows a stick figure with arms raised, with the text 'Father's Day' and 'Dad' written below. The right panel is labeled 'Symbol' and shows a stick figure with arms raised, with the text 'Father's Day' and 'Dad' written below.</p>	
<p>Week 10 21/6/21</p>	<p>To look/ To talk</p>	<p>To look https://www.youtube.com/watch?v=0ewzpz0vcnY To talk https://www.youtube.com/watch?v=8WS745NLmyY</p>	 <p>The image shows two panels. The left panel is labeled 'Sign' and shows a stick figure with one hand near the eye, with the text 'To Look' written below. The right panel is labeled 'Symbol' and shows two eyes with an arrow pointing to the right, with the text 'To Look' written below.</p>	

<p>Week 11 28/6/21</p>	<p>Hungry/ Thirsty</p>	<p>Hungry https://www.youtube.com/watch?v=91C4CNdzK68 Thirsty https://www.youtube.com/watch?v=SPme4Kw7gBQ</p>	 	
----------------------------	----------------------------	-----------------------------------------------------------------------------------------------------------------------------------------------------------------------------------------------------------------------------------------------	------------------------------------------------------------------------------------------------------------------------------------------------------------------------	--

Week	Sign	Video/s	Symbol	Termly song to learn
<p>Week 12 5/7/21</p>	<p>Breakfast/ Lunch</p>	<p>Breakfast https://www.youtube.com/watch?v=ctlcPGWpVQs Lunch https://www.youtube.com/watch?v=CmZrzPpFqDU Packed lunch https://www.youtube.com/watch?v=2v8zHS71Yc</p>		
<p>Week 13 12/7/21</p>	<p>Summer/ holiday</p>	<p>Summer https://www.youtube.com/watch?v=iKdIBc09MwI Holiday https://www.youtube.com/watch?v=yolEAYbqhLk</p>	